
















# Let's Pray for Others





# Let's Pray for Others









## **Prayer Flower Directions**

1. Cut out your Prayer Flowers.
2. Cut out Heart shaped name cards
3. Write a special prayer for that person on each heart. There are blank heart cards for you to customize.
4. Tape a long piece of string on the back of the one prayer flower and then to the other prayer flower.
5. Tape Flowers with string attached to a blank wall or window. Forming a smile from flower to flower.
5. Tape your heart prayers on the string and in-between the two Prayer flowers.
6. Read your prayers out loud.